




Packing Small SOB's with Nordic Bricks – Visual Work Tool

Packing Small Special-Order Boxes (SOBs) --- 1 to 12 Units	
Action:	Picture:
<p>Collect supplies needed to pack Small SOB box</p>	
<p>Open Small SOB, remove SOB lid, place Chux in the bottom if not there, and pull out the plastic liner.</p>	

Packing Small SOBs with Nordic Bricks – Visual Work Tool



Place 4, 18 oz Nordic Bricks, 2 per zip lock bag and place them in the bottom of the SOB on top of the Chux.



Place the plastic separator on top of the Nordic Bricks.



Packing Small SOBs with Nordic Bricks – Visual Work Tool

<p>Place red blood cells, liquid plasma, or cold stored platelets on top of the separator. Please reference jobaid in the SOB for specific volumes and combination of products.</p>	
<p>Place the SOB lid in position and close the plastic liner on top of the lid.</p>	
<p>Close the small SOB lid and seal the Velcro.</p>	