



Packing Medium SOB's with Nordic Bricks – Visual Work Tool


Packing Medium Special-Order Boxes (SOBs) --- 11 to 21 Units	
Action:	Picture:
<p>Collect supplies needed to pack Medium SOB box</p>	 <div style="border: 1px solid black; padding: 5px; margin-top: 10px;"> <p style="text-align: center;">Packing Material for Medium Blue SOB:</p> <ul style="list-style-type: none"> Cold Stored Platelets & RBC Plastic Insert Nordic Bricks Chux SOB Lid Medium Blue SOB </div>
<p>Open Medium SOB, remove SOB lid, place Chux in the bottom if not there, and pull out the plastic liner.</p>	

Packing Medium SOBs with Nordic Bricks – Visual Work Tool

Place 4, 18 oz Nordic Bricks, 2 per zip lock bag and place them in the bottom of the SOB on top of the Chux.



Place the plastic separator on top of the Nordic Bricks.



Packing Medium SOBs with Nordic Bricks – Visual Work Tool

Place red blood cells and/or liquid plasma on top of the separator. Please reference jobaid in the SOB for specific volumes and combination of products.



Place the SOB lid in position and close the plastic liner on top of the lid.



Close the Medium SOB lid and seal the Velcro.

